
S&T CHALLENGES TO DESIGN PHASE

» PREservation FORMAts for culture information/e-archives (PREFORMA) «

Peter Pharow

Fraunhofer Institute for Digital Media
Technology IDMT, Ilmenau, Germany

PREFORMA Presentation Design Phase
November 4, 2014 – Limassol, Cyprus
Virtual Kick-Off Suppliers Part



LESSONS LEARNED: DATA



Training data

Comprises data set for extent and scope of digital objects acquired/ingested by the memory institution. Compiled and used only by suppliers for training software components but known to project partners.

Test data

Comprises data set for extent and scope of digital objects acquired/ingested by the memory institution. Used by suppliers and project partners for testing the(ir) tools.

Demonstration data

Comprises data set with a selection of files for digital objects acquired/ingested by the memory institution. Includes valid/conform files as well as corrupted files. Used by suppliers and project partners (and third parties) for demonstrating and endorsing.

DESIGN PHASE 1 (M11–M15)

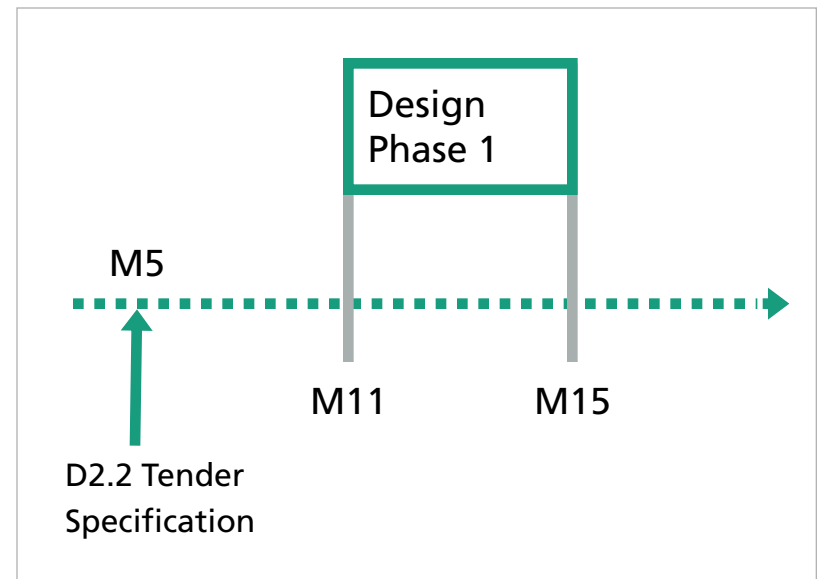


- Six suppliers selected by the tender procedure are required to develop an appropriate design for the expected PREFORMA software

- Input = D2.2 Tender Specifications

- Functional requirements
(function of the software and/or its components)
- Technical requirements
(technologies, standards, specifications, etc. to be used)

→ Requirements serve as basis for the suppliers' own in-depth req. analysis



DESIGN PHASE 1



■ Tasks to be done by the suppliers:

1. M11 – M12: Preparation / refinement of a functional specification (in-depth analysis of the functional and technical requirements)

- WP leader will support the suppliers in meeting the objectives of the PREFORMA project in general and the functional / technical requirements in particular
- Recommendation to adhere to a user-centered design process (i.e., actively involvement of users when designing the system or tool)

DESIGN PHASE 1

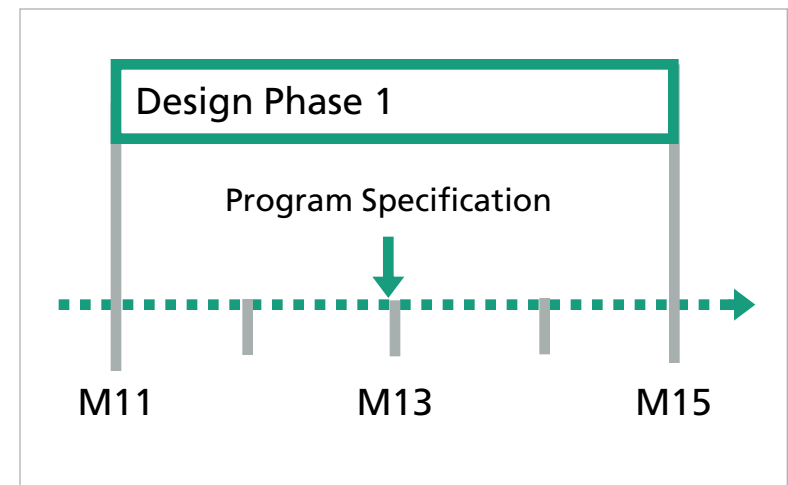


■ Tasks to be done by the suppliers:

1. M11 – M12: Preparation / refinement of a functional specification (in-depth analysis of the functional and technical requirements)

■ Output = Program specification (end of M12)

→ Describes the intended behavior of the software documented by use cases, appl. scenarios, etc.



DESIGN PHASE 1

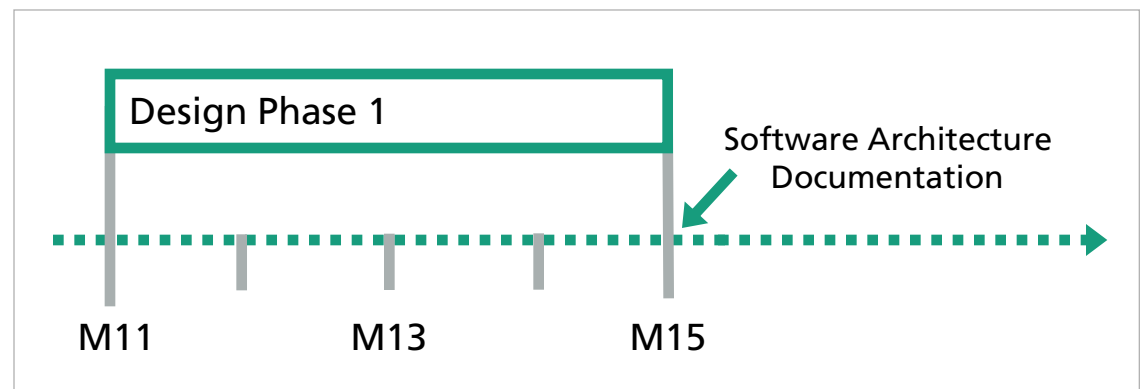


■ Tasks to be done by the suppliers:

2. M13 – M14: Developing a high-level structure of the software

■ Output = Software architecture documentation (end of M14)

→ Describes the structure of the different components and how they are connected to each other



End of DESIGN PHASE 1



- Workshop is planned for March 6, 2015
 - Presentation and explanation of the suppliers' program specifications and software architecture documentations (two reports)
 - 40 min presentation + 20 min discussion (techn. and domain experts)
 - Central location in Brussels

- Results serve as additional evaluation input for Phase 2
- Reviewers will analyze CfT documents, your work plan, your reports
- Interim report due mid of March
- Decision on who continues around March 20th
- Followed by bid and negotiation phase 2

DESIGN PHASE 2 (M23–M26)



- Three suppliers selected by the competitive evaluation to update (re-design) the design of the their prototypes
- Input = Design – First Report
- Input = First Prototype Report
 - Feedback on the first prototype about functionality, adherence to best practices, etc.
- Reports serve as basis for the design phase 2 and for final testing

